

Name:

ID:

Geb.: **01.07.1944**

Alter: **80**

Unters.-Dat 18.09.2024

Geschlecht: Weiblich

Auge: Links

Bemerkung:



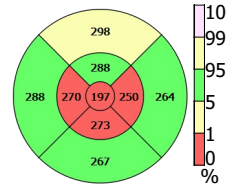
L

18.09.2024 11:35:02 QI: 10

MAKULA | EINZELN

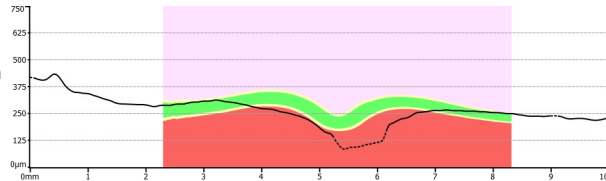
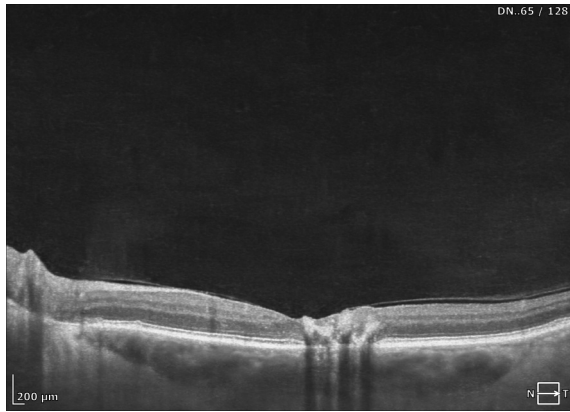
3D 10x10 mm

Fundusbild

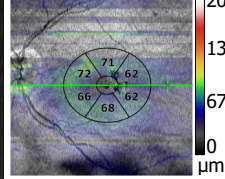


1/3/6 mm Durchsch

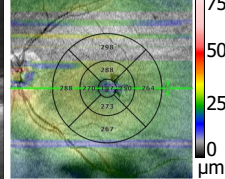
ILM - OS/RPE Messungen	
Minimum in Fovea [μm]	102
Zentraler Bereich [μm]	197
Dicke der ges. Fläche [μm]	271
Volumen [mm^3]	7,66



GCL + IPL Dicke



Netzhautdicke



RPE Verform

